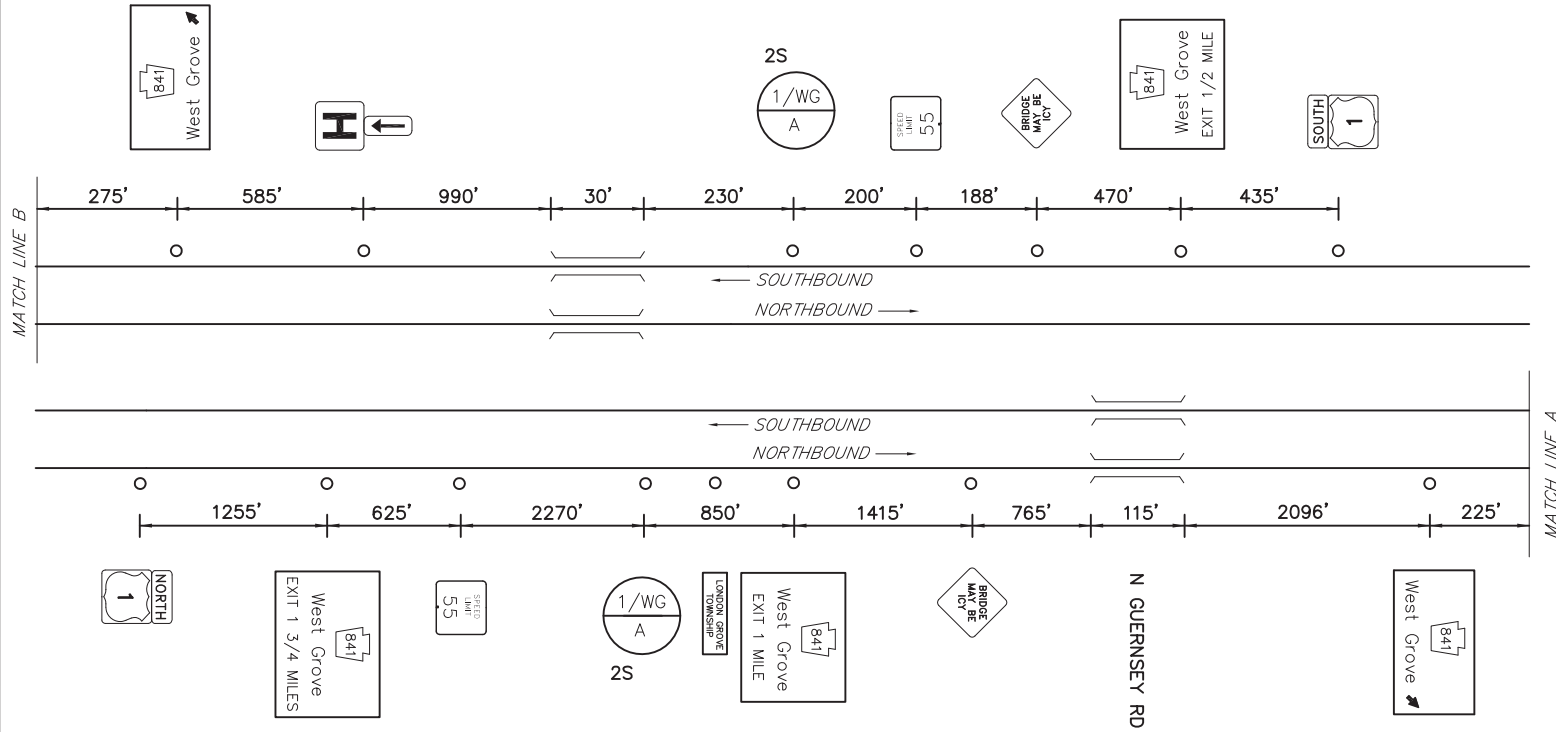


DISTRICT	COUNTY	ROUTE	PROJECT	SHEET
6-0	CHESTER	US-1		
PENN, LONDON GROVE & FRANKLIN TOWNSHIPS & WEST GROVE BORO REVISIONS				

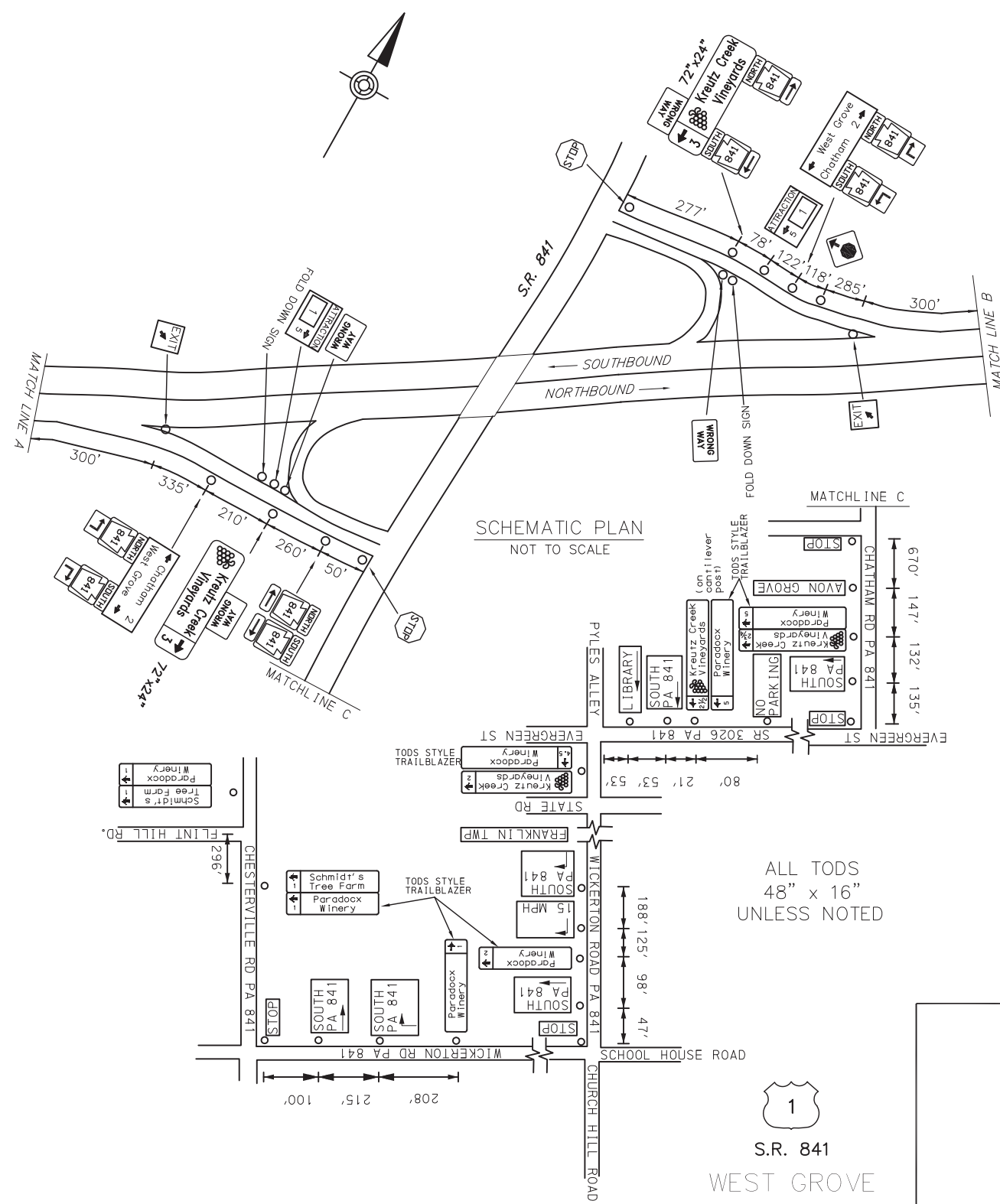
SYMBOLS	
○	Existing Sign to Remain
△	Existing Sign to be Removed
◻	Existing Sign Reset as Shown
●	NEW SIGN
×	FUTURE SIGN
∅	Existing Utility Pole

TABULATION OF QUANTITIES		
ITEM	UNIT	QUANTITY
POST MOUNTED SIGNS, TYPE A, LOGO	SQ.FT.	
POST MOUNTED SIGNS, TYPE B, LOGO	SQ.FT.	
POST MOUNTED SIGNS, TYPE C, LOGO	SQ.FT.	
BREAKAWAY SYSTEMS	EACH	
* STEEL S OR W BEAM POSTS	LBS.	
LOGO SIGN MOUNTING	EACH	
REMOVAL OF POST MOUNTED MOTORIST SERVICE SIGNS, TYPES A & E	EACH	
REMOVAL OF POST MOUNTED MOTORIST SERVICE SIGNS, TYPES B, C & F	L.S.	

* APPROXIMATE QUANTITY FOR INFORMATION ONLY



MAINLINE SCHEMATIC
NOT TO SCALE



SCHEMATIC PLAN
NOT TO SCALE

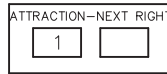
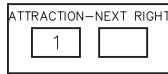
ALL TODS
48" x 16"
UNLESS NOTED

WEST GROVE SPECIFIC INFORMATION PANEL			
SIGN NUMBER	LEGEND	BUSINESS	LOGO. NO.
1/WG A NB	ATTRACTION	PARADOCX VINEYARD	1
1/WG A SB			

NB SIGNS

SB SIGNS

6'Hx13'W
FUTURE 13'H
W10x26
B650 - #1, #1



6'Hx13'W
FUTURE 14'W
W8x21
B525 - #1, #1