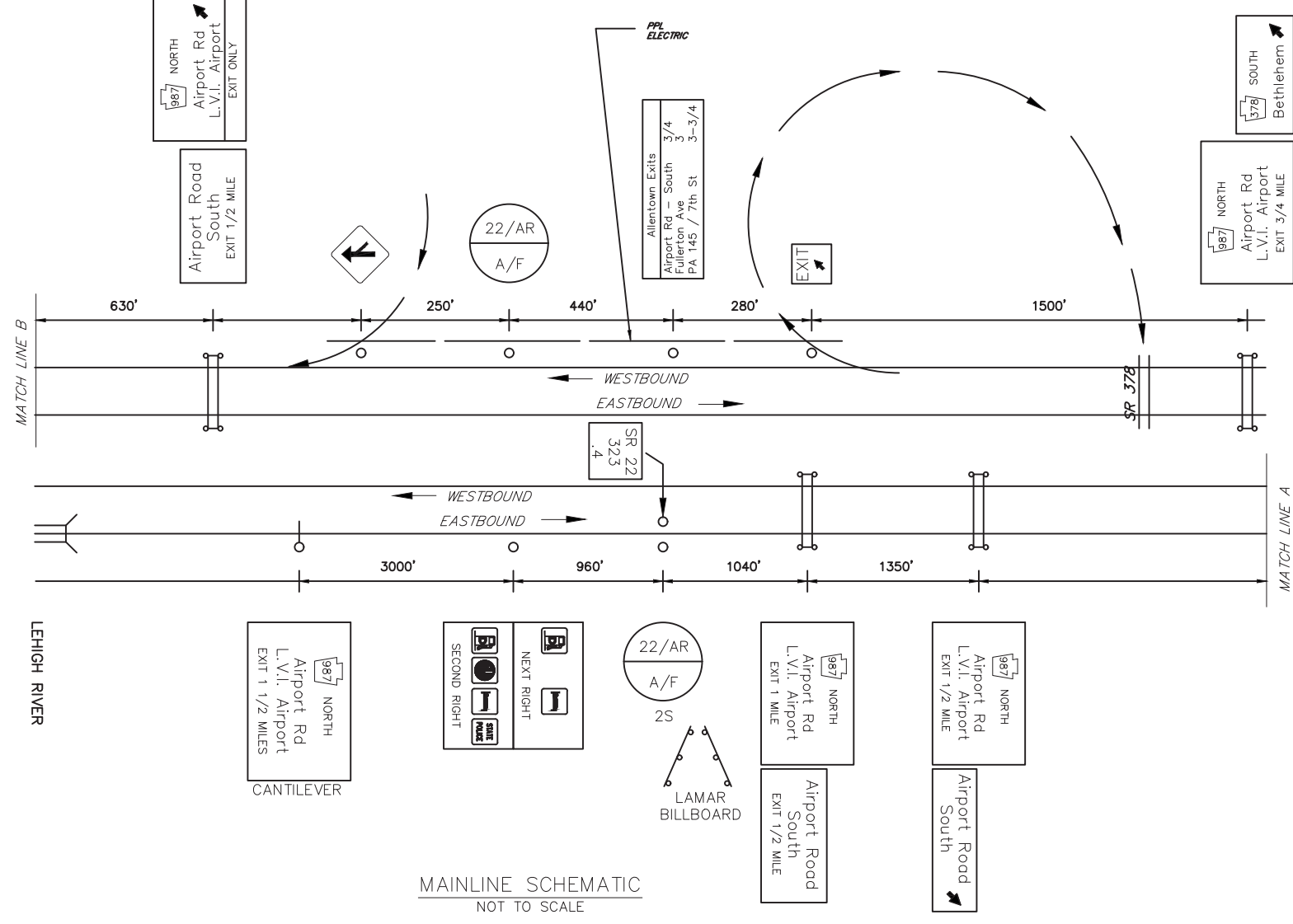


DISTRICT	COUNTY	ROUTE	PROJECT	SHEET
5-0	LEHIGH	SR 22		
CITY OF BETHLEHEM & HANOVER TOWNSHIP				
REVISIONS				

TABULATION OF QUANTITIES		
ITEM	UNIT	QUANTITY
POST MOUNTED SIGNS, TYPE A, LOGO	SQ.FT.	—
POST MOUNTED SIGNS, TYPE B, LOGO	SQ.FT.	—
POST MOUNTED SIGNS, TYPE C, LOGO	SQ.FT.	—
BREAKAWAY SYSTEMS	EACH	—
* STEEL S OR W BEAM POSTS	LBS.	—
LOGO SIGN MOUNTING	EACH	—
EXTRUDED PANEL REPLACEMENT	SQ.FT.	—
REMOVAL OF POST MOUNTED MOTORIST SERVICE SIGNS, TYPES B, C & F	L.S.	—

- SYMBOLS**
- Existing Sign to Remain
 - △ Existing Sign to be Removed
 - Existing Sign Reset as Shown
 - NEW SIGN
 - × FUTURE SIGN
 - ⊗ Existing Utility Pole

* APPROXIMATE QUANTITY FOR INFORMATION ONLY

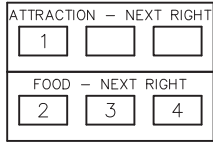


MAINLINE SCHEMATIC
NOT TO SCALE

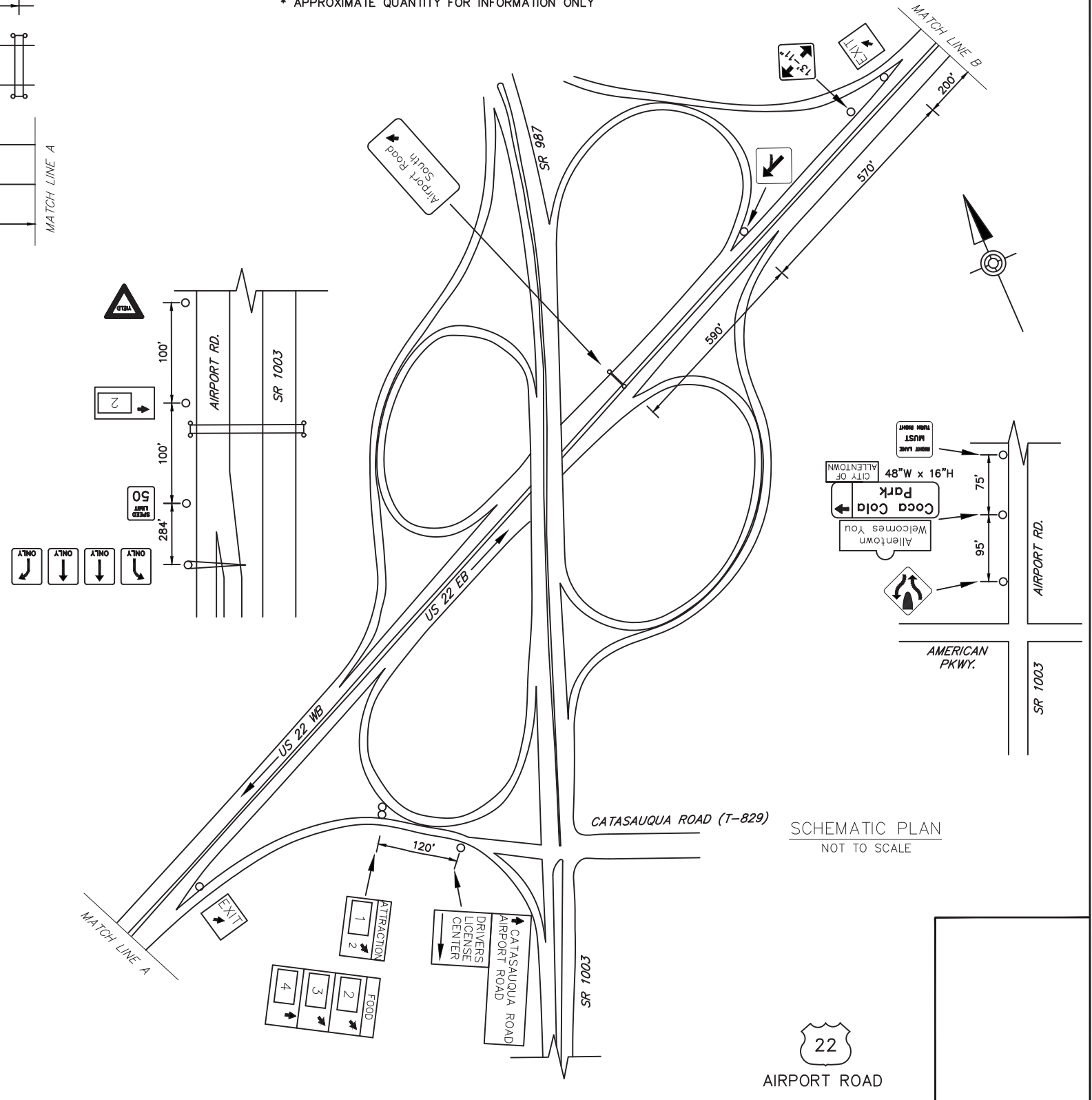
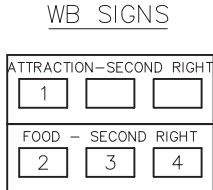
DO NOT CLOSE OR RESTRICT TRAVEL LANES
BETWEEN 6:00 AM AND 9:00 AM, AND BETWEEN
3:00 PM AND 6:00 PM, MONDAY THRU FRIDAY.
DO NOT WORK DURING HOLIDAY PERIODS.

AIRPORT RD EXIT		SPECIFIC INFORMATION PANEL	
SIGN NUMBER	LEGEND	BUSINESS	LOGO. NO.
22/AR A EB 22/AR A WB	ATTRACTION	COCA COLA PARK	1
22/AR F EB 22/AR F WB	FOOD	WAFFLE HOUSE	2
		RED ROBIN	3
		YOCCO'S HOT DOG KING	4

12'H X 19'W
FUTURE 14'H
W18x40 A572
TYPE IX LEGEND
TYPE III BACKGROUND
B650 - #3, #2



12'H X 19'W
FUTURE 14'H
W10x26 A572
TYPE IX LEGEND
TYPE III BACKGROUND
B650 - #1, #1



SCHEMATIC PLAN
NOT TO SCALE

