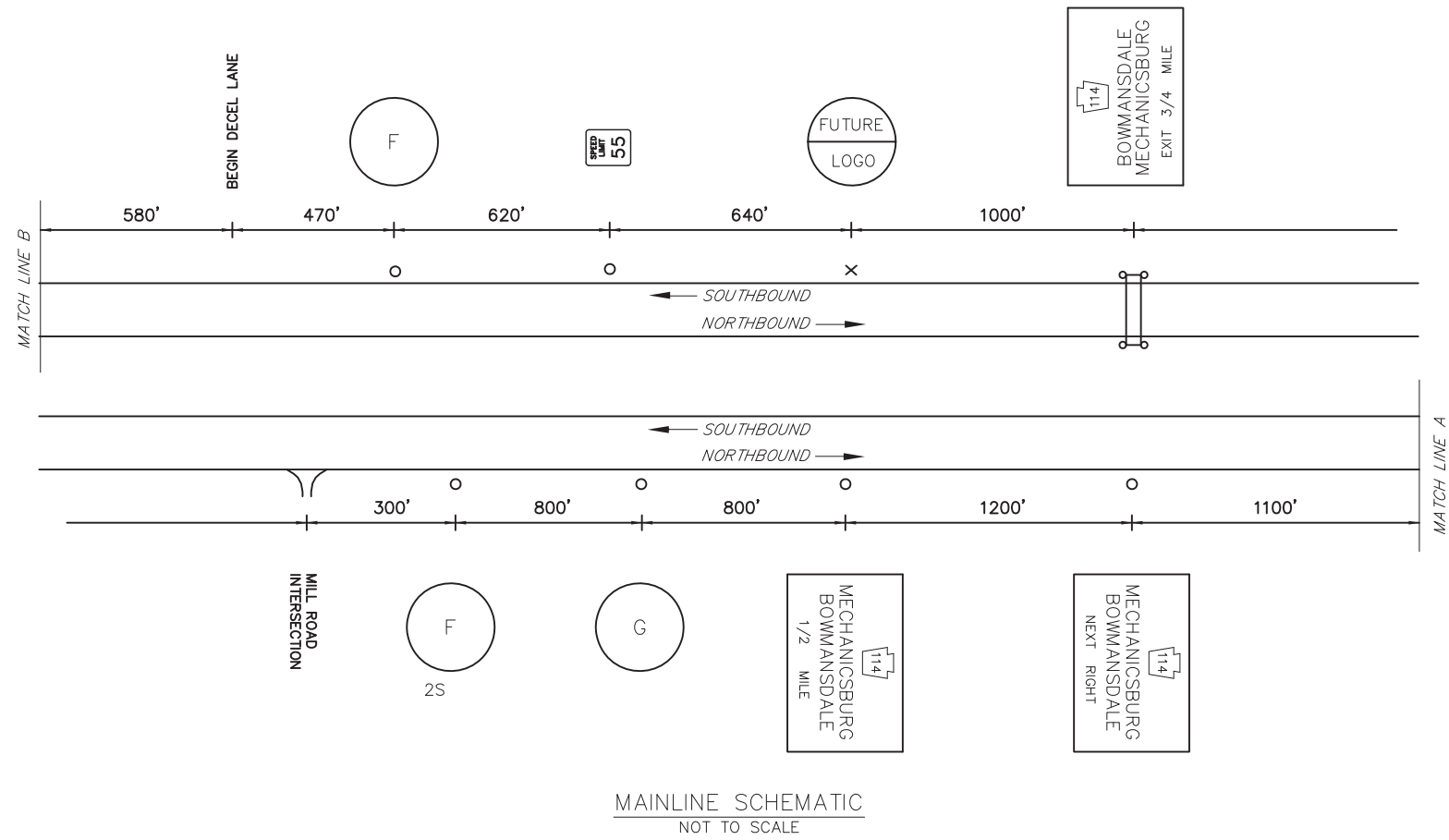


TABULATION OF QUANTITIES		
ITEM	UNIT	QUANTITY
POST MOUNTED SIGNS, TYPE A, LOGO	SQ.FT.	
POST MOUNTED SIGNS, TYPE B, LOGO	SQ.FT.	
POST MOUNTED SIGNS, TYPE F, LOGO	SQ.FT.	-
BREAKAWAY SYSTEMS	EACH	
* STEEL S OR W BEAM POSTS	LBS.	
LOGO SIGN MOUNTING	EACH	
REMOVAL OF POST MOUNTED MOTORIST SERVICE SIGNS, TYPES A & E	EACH	-
REMOVAL OF POST MOUNTED MOTORIST SERVICE SIGNS, TYPES B, C & F	L.S.	-

\* APPROXIMATE QUANTITY FOR INFORMATION ONLY

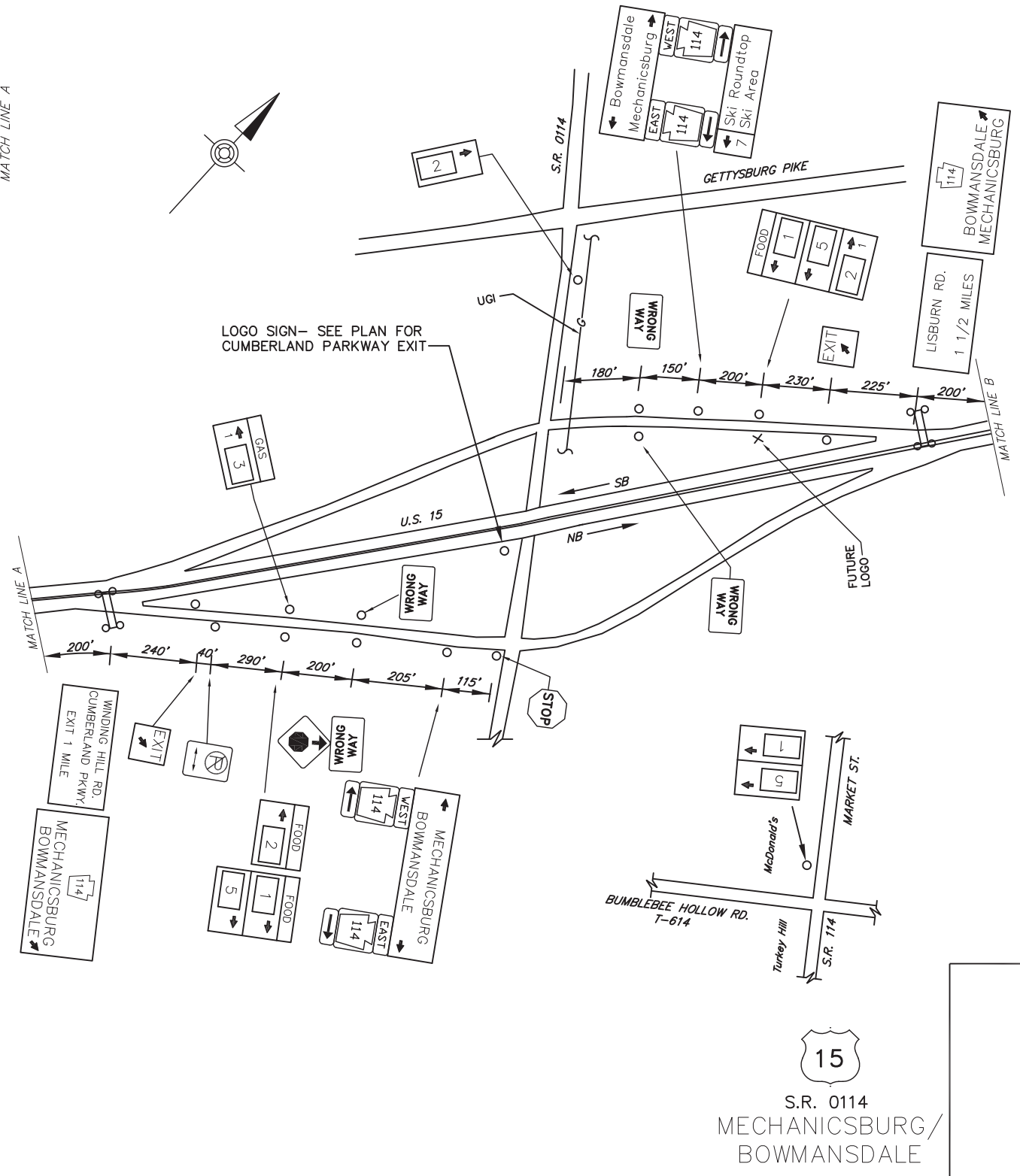
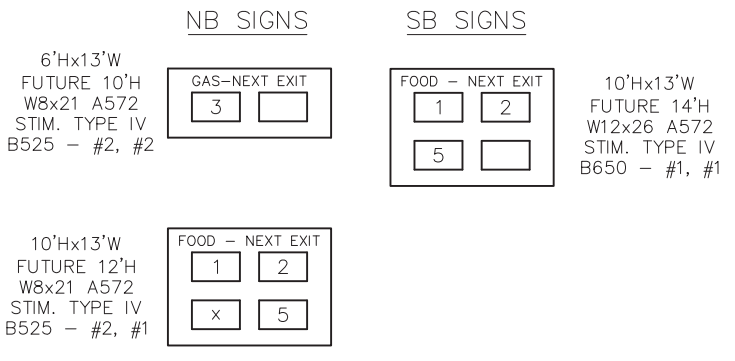
SYMBOLS	
○	Existing Sign to Remain
△	Existing Sign to be Removed
□	Existing Sign Reset as Shown
●	NEW SIGN
×	FUTURE SIGN



**LEGEND**  
2S - GUIDE RAIL

FREEWAY LANE CLOSURES & RESTRICTIONS  
ONLY PERMITTED BETWEEN 9:00 PM AND  
6:00 AM MONDAY THRU FRIDAY.  
DO NOT WORK DURING HOLIDAY PERIODS.

US 15/PA 114 SPECIFIC INFORMATION PANEL			
LEGEND	DIRECTION	BUSINESS	LOGO. NO.
FOOD	NB/SB	McDONALD'S	1
		HOSS'S	2
		WEIS MARKETS	5
GAS	NB	SHEETZ (DIESEL)	3



D:\DWG\8158\815876-01\DWG\SP5-AS-BUILD\DRAWINGS\PROJ\DISTRICT 08\CUMBERLAND - 2510-XX-SRXX-USTS.MECHANICSBURG.BOWMANSDALE EX PLAN  
 JAW/2/2019 10:11 PM