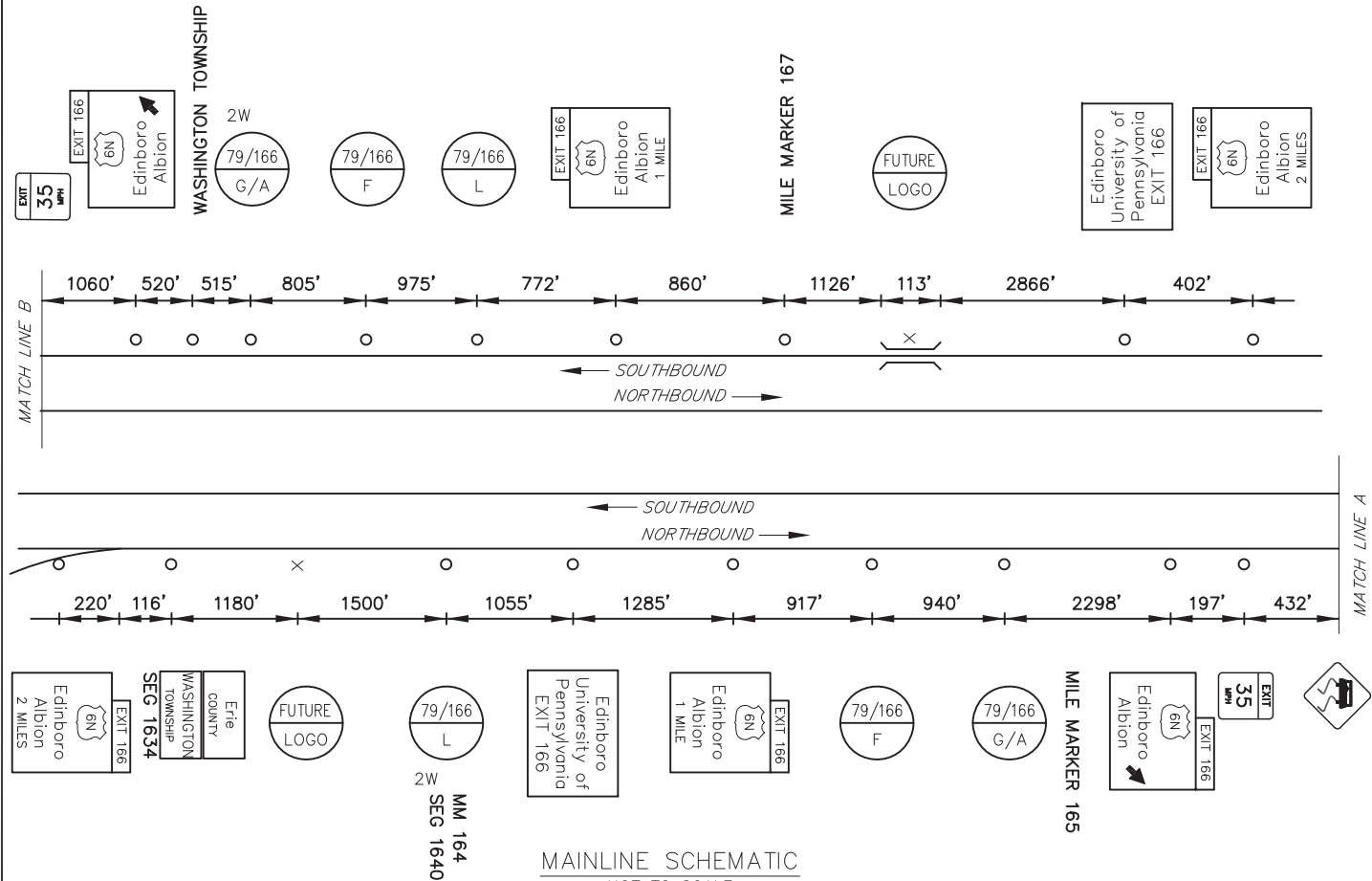


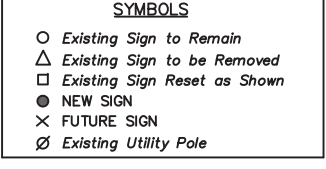
DISTRICT	COUNTY	ROUTE	PROJECT	SHEET
1-0	ERIE	1-79	ELK CREEK, FRANKLIN & WASHINGTON TWP REVISIONS	



MAINLINE SCHEMATIC NOT TO SCALE

ITEM	UNIT	QUANTITY
POST MOUNTED SIGNS, TYPE A, LOGO	SQ.FT.	-
POST MOUNTED SIGNS, TYPE B, LOGO	SQ.FT.	-
POST MOUNTED SIGNS, TYPE C, LOGO	SQ.FT.	-
BREAKAWAY SYSTEMS	EACH	-
* STEEL S OR W BEAM POSTS	LBS.	-
LOGO SIGN MOUNTING	EACH	-
FLAT SHEET PANEL REPLACEMENT	-	-
EXTRUDED PANEL REPLACEMENT	-	-
REMOVAL OF POST MOUNTED MOTORIST SERVICE SIGNS, TYPES B, C & F	L.S.	-

* APPROXIMATE QUANTITY FOR INFORMATION ONLY

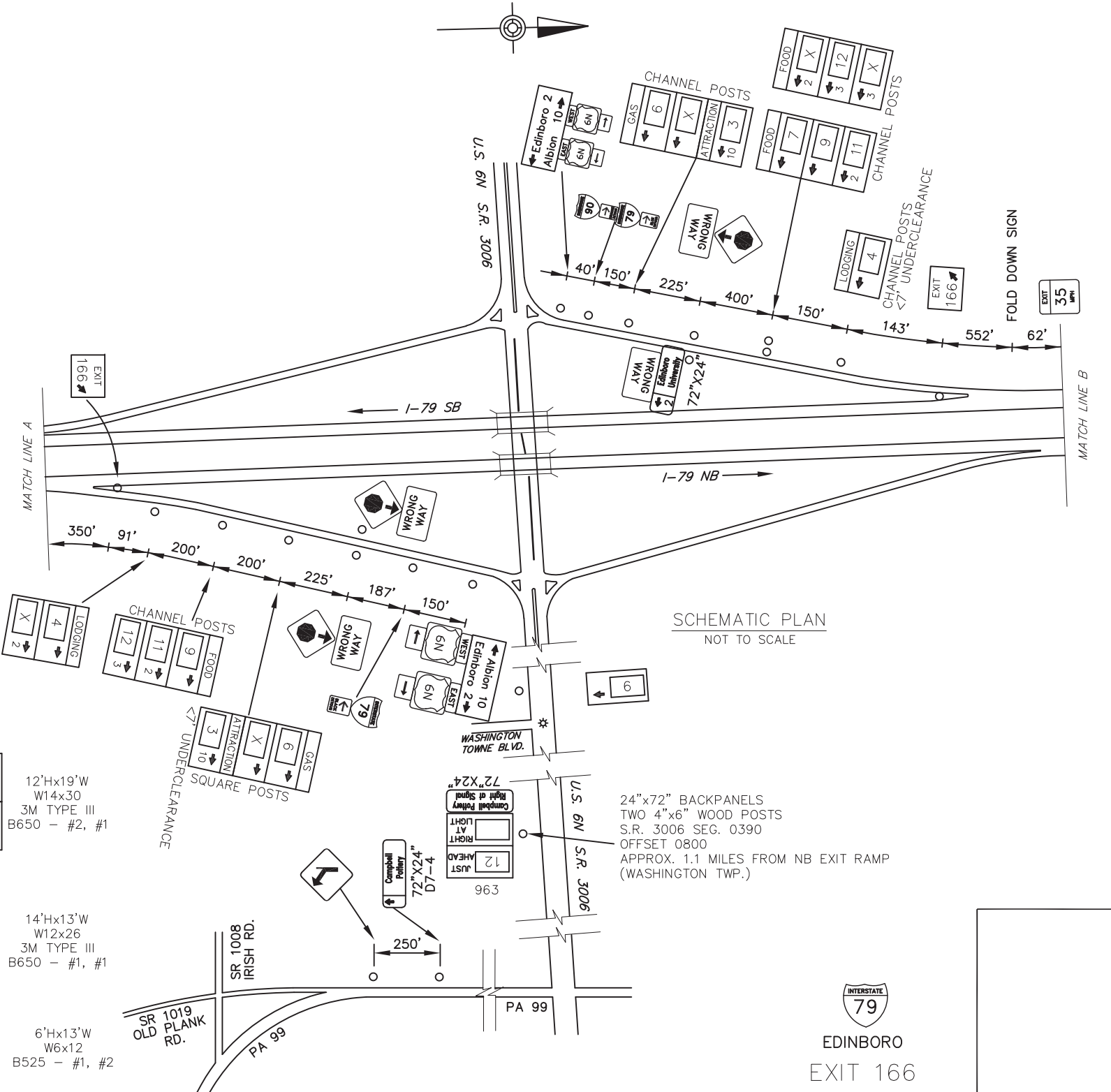
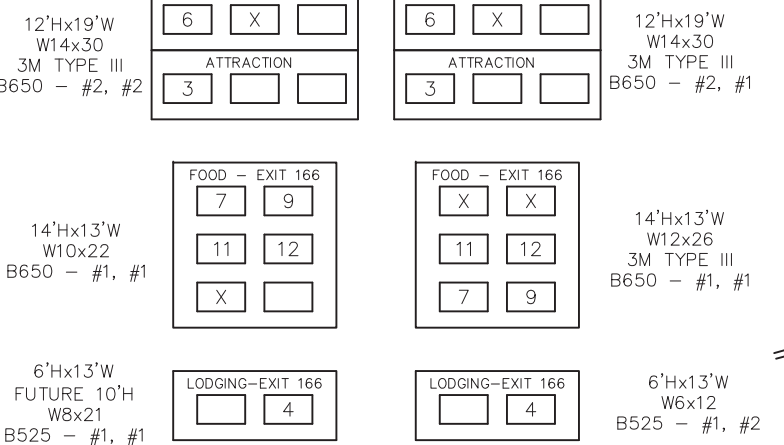


DO NOT CLOSE OR RESTRICT TRAVEL LANES BETWEEN 7:00 AM FRIDAY AND 7:00 AM MONDAY. RE-OPEN CLOSED LANES IF SIGNIFICANT TRAFFIC CONGESTION IS OBSERVED. DO NOT WORK DURING HOILDAY PERIODS.

LEGEND	DIRECTION	BUSINESS	LOGO NO.
GAS	NB/SB	COUNTRY FAIR CITGO (DIESEL)	6
FOOD	NB/SB	WENDY'S	7
		SUBWAY	9
		TACO BELL	11
		McDONALD'S	12
LODGING	NB/SB	COMFORT SUITES	4
ATTRACTION	NB/SB	CAMPBELL POTTERY	3

NB SIGNS

SB SIGNS



SCHEMATIC PLAN NOT TO SCALE

24"x72" BACKPANELS
TWO 4"x6" WOOD POSTS
S.R. 3006 SEG. 0390
OFFSET 0800
APPROX. 1.1 MILES FROM NB EXIT RAMP
(WASHINGTON TWP.)



D:\DWG\166\166.DWG - 12/21/2011 11:57 AM
 10/2011
 BSA
 BSA
 DISTRICT 01 ERIE - 2513-VX-SS-SPRUCR-179_EXIT_166_PLAN