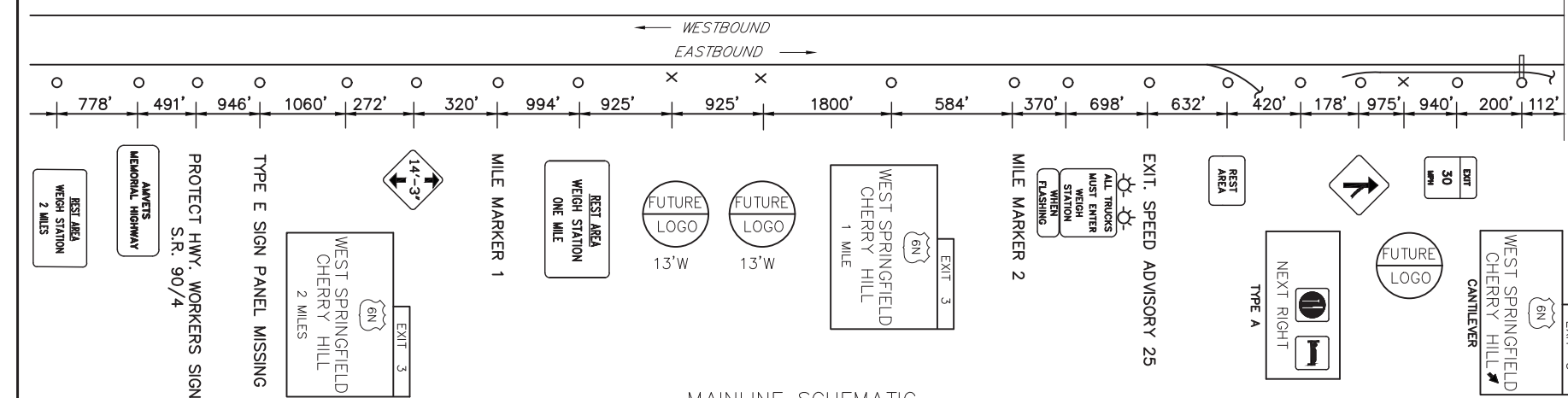
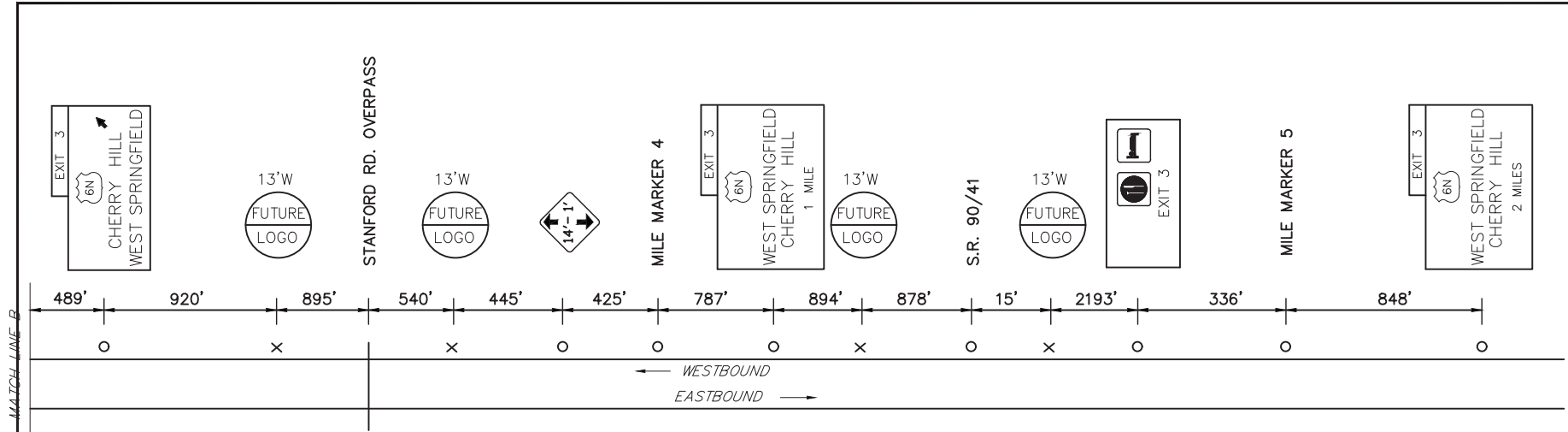


DISTRICT	COUNTY	ROUTE	PROJECT	SHEET
1-0	ERIE	1-90		
SPRINGFIELD TOWNSHIP				
REVISIONS				

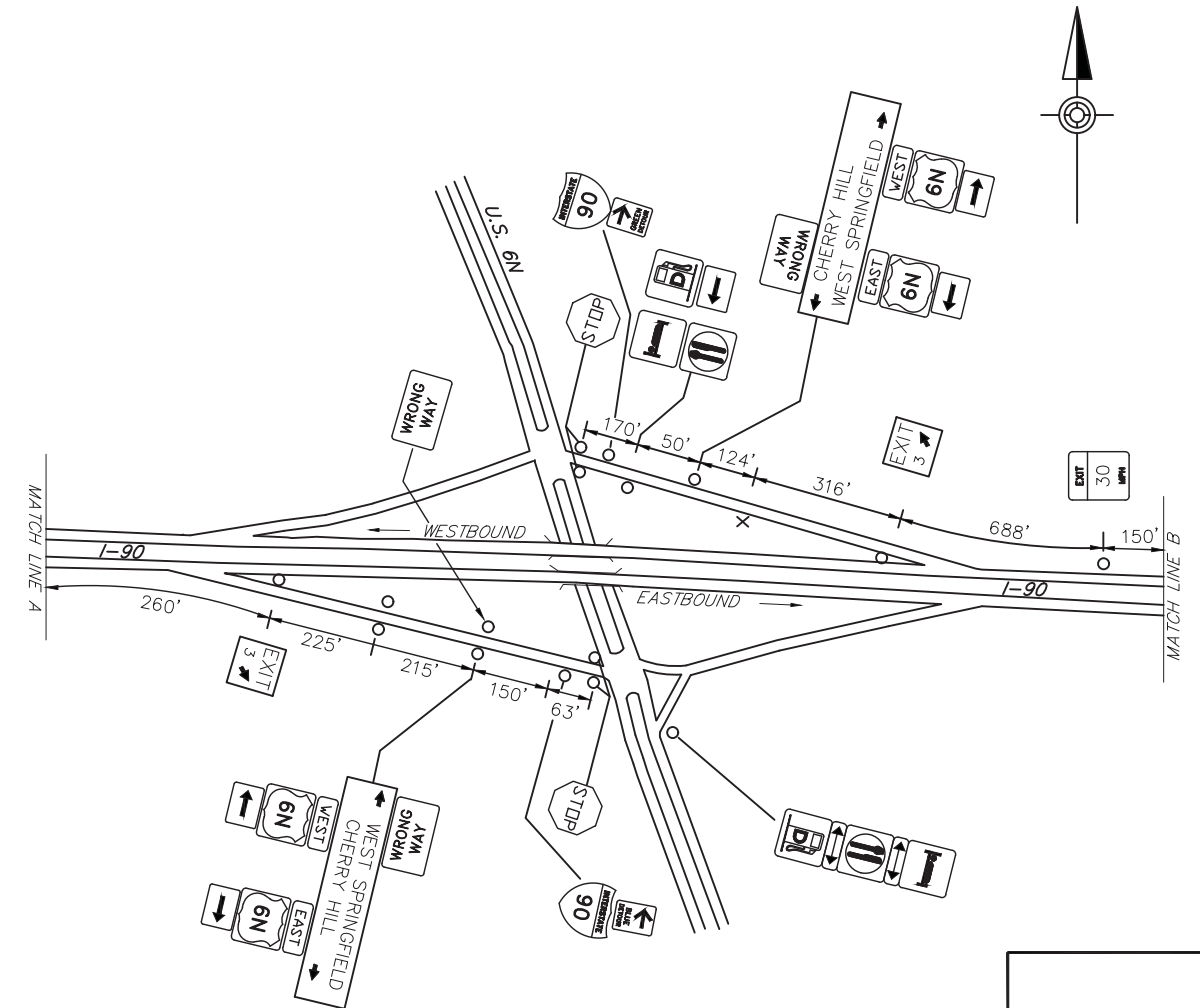
TABULATION OF QUANTITIES		
ITEM	UNIT	QUANTITY
POST MOUNTED SIGNS, TYPE A, LOGO	SQ.FT.	-
POST MOUNTED SIGNS, TYPE B, LOGO	SQ.FT.	-
POST MOUNTED SIGNS, TYPE F, LOGO	SQ.FT.	-
BREAKAWAY SYSTEMS	EACH	-
* STEEL S OR W BEAM POSTS	LBS.	-
LOGO SIGN MOUNTING	EACH	-
FLAT SHEET PANEL REPLACEMENT	SQ. FT.	-
EXTRUDED PANEL REPLACEMENT	SQ. FT.	-
REMOVAL OF POST MOUNTED MOTORIST SERVICE SIGNS, TYPES B, C & F	L.S.	-

* APPROXIMATE QUANTITY FOR INFORMATION ONLY

SYMBOLS	
○	Existing Sign to Remain
△	Existing Sign to be Removed
□	Existing Sign Reset as Shown
●	NEW SIGN
×	FUTURE SIGN
∅	Existing Utility Pole



MAINLINE SCHEMATIC
NOT TO SCALE



SCHEMATIC PLAN
NOT TO SCALE



EXIT 3 SPECIFIC INFORMATION PANEL			
LEGEND	DIRECTION	BUSINESS	LOGO NO.
X	EB/WB	X	X

EB SIGNS

WB SIGNS